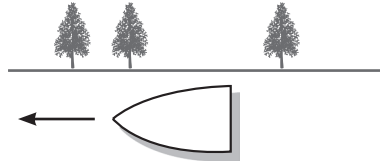


WLMA BOATER SAFETY QUESTIONNAIRE

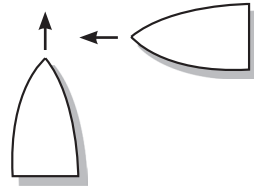
- 1 When traveling on the Lake, we recommend keeping the Starboard (right side) of the boat closest to the shoreline.

- True
 False



- 2 When a boat is approaching your Starboard (right side), you have the right-of-way.

- True
 False



- 3 Children 12 years old and under must wear a Coast Guard Approved Personal Flotation Device (PFD).

- True
 False

- 4 The hours for all boats (excluding shells), are one (1) hour before sunrise to 11 pm.

- True
 False

- 5 What is the capacity of your boat?

16' Bay Cruiser

- 7 people
 10 people
 12 people

18' Bay Cruiser

- 9 people
 12 people
 14 people

16' Party Boat

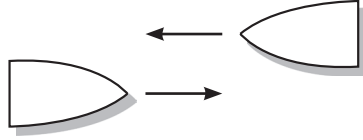
- 9 people
 10 people
 12 people

18' Party Boat

- 10 people
 12 people
 14 people

6 When you are approaching another boat, head on, you should pass Port to Port (left side to left side).

- True
- False



7 Your boat's running lights should be turned ON at dusk.

- True
- False

8 A boat owner is personally responsible for the safety of passengers and operation. If there is an operator other than the owner, they must be aware of the boating safety rules.

- True
- False

9 Which side of the boat has the RED light at night?

- Port (left side)
- Starboard (right side)

10 Docking lights can be used at any time during night operation.

- True
- False



WESTLAKE LAKE MANAGEMENT ASSOCIATION

32353 Triunfo Canyon Road, Westlake Village, CA 91361

WestlakeLakeMgmt@gmail.com

(818) 889-5377